



2024-2025 Alpine New Member Questionnaire

New members will be required to participate in a "skills assessment" one week prior to program start.

Date: _____ MBSEF Program Desired: _____

Name of Skier: _____ Sex: M F Birthdate: _____

Parent 1 Name: _____ Cell Number: _____

Parent 2 Name: _____ Cell Number: _____

How did you hear about MBSEF? _____

Is there a sibling enrolled in MBSEF? YES ___ NO ___ If yes, what program? _____

MBSEF age requirements: Youth Development: Grade 2+, age 7 to 14 years Junior Competition: age 13 years +

MBSEF minimum ability/independence requirements:

Skiers must be able to ski groomed intermediate (Blue Square) runs with ski poles. Skiers must be able to ski at Ski School Level 6 or above (ski with parallel turns, with greater speed and staying balanced). Example: Comfortable skiing steep sections of Cliffhanger run.

Please answer the following questions to the best of your ability, so we are able to place your child in the most appropriate skill group:

Has your child ever been involved in an organized ski racing program before? YES _____ NO _____

If yes please indicate name of program, your child's last coach, and a phone number where he/she can be contacted:

Program: _____ Coach: _____ Phone: _____

How long has your child been skiing? # of Seasons _____

Circle number of times that your child skied this past season? 0 to 5 6 to 10 11 to 20 more than 20

Please circle any of the following activities that your child has participated in:

Mt. Bachelor Private Lessons YES NO

Mt. Bachelor Group Lessons YES NO

Specify Program _____

Other Mountain Lessons YES NO

Specify Program _____

CONTINUED ON BACK

For 2024-2025 registration forms visit
mbsef.org




2024-2025 Alpine New Member Questionnaire


Please answer the following questions for your child by circling your answer:

Your child dresses and puts on ski boots without assistance:	Never	Sometimes	Usually	Always
Your child is able to put skis on without assistance:	Never	Sometimes	Usually	Always
Your child is able to load and unload lifts without assistance:	Never	Sometimes	Usually	Always
How comfortable are you on Green Runs (Easiest Runs):	Never	Sometimes	Usually	Always
How comfortable are you on Blue Runs (Intermediate Runs):	Never	Sometimes	Usually	Always
How comfortable are you on Black Runs (Advanced Runs):	Never	Sometimes	Usually	Always
How comfortable are you on Ungroomed Runs:	Never	Sometimes	Usually	Always


Please look at the following ability level descriptions and indicate which level best describes your child's current ability level. Select one:



Ski School Level 4: Smaller Wedge Turns to Wedge Christy.



Ski School Level 5: Wedge Christy to Parallel Turns.



Ski School Level 6 and above: Parallel Turns to Dynamic Carving Turns.

For 2024-2025 registration forms visit
mbsef.org